

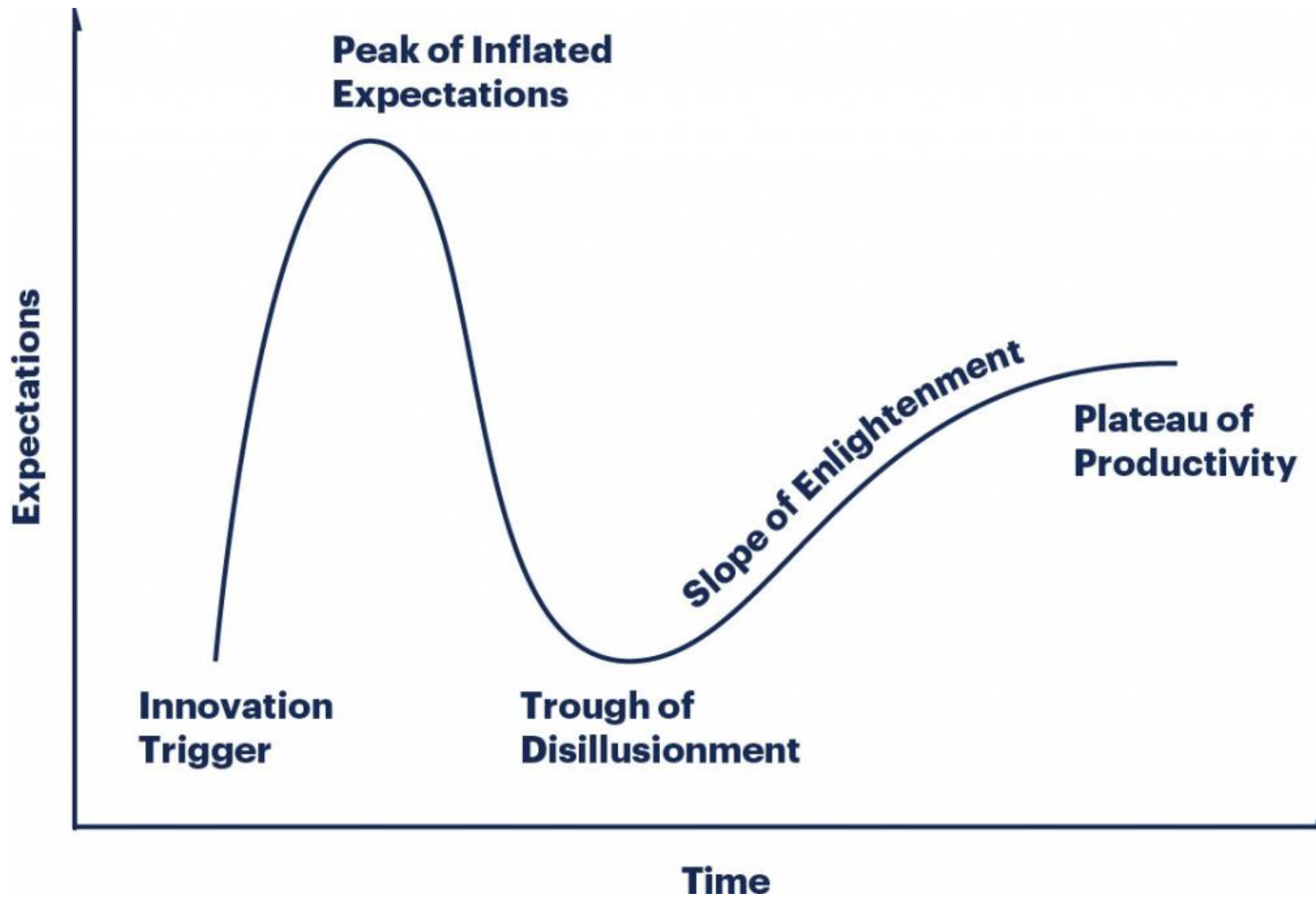
Supporting Teaching in an Age of AI

Dr. Gary Ackerman

Director, Teaching and Learning Innovation

Greenfield Community College

NEERO 2025



How Did We (Finally) Start Our Slope



Who leads?

Users

Skepticism



Focus

“What do students to do?”

“How do faculty help?”



On vetting

"You must be actively using it
to share it."

What We Are Doing



Monthly forums



Google Spaces



Podcast series

How AI Affects Teaching



Refocus
teaching



Provide
supplemental
resources



Customize
tools

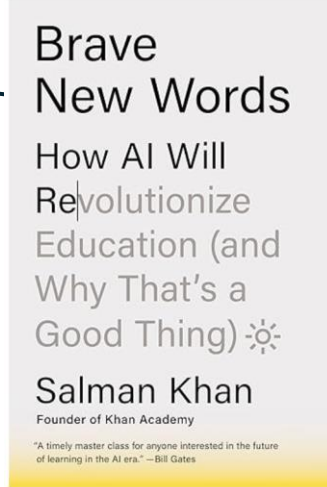
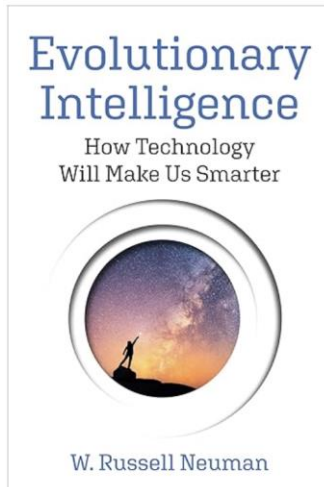



Improve
efficiency

1: Refocus Teaching


- Learning matters/ outcomes do not
- What students want
 - Well, the students who attend our workshops
- “Here is how we participate in artificial intelligence.”

“I want my students to use AI as a tool, just like I used books.”




“What should we be doing?”

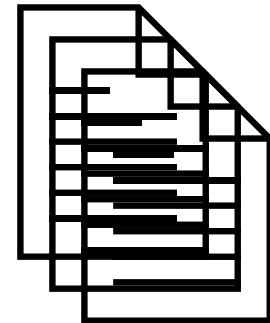
We know we can



Sometimes we
can



We know we
should not



2: Creating Supplemental Materials

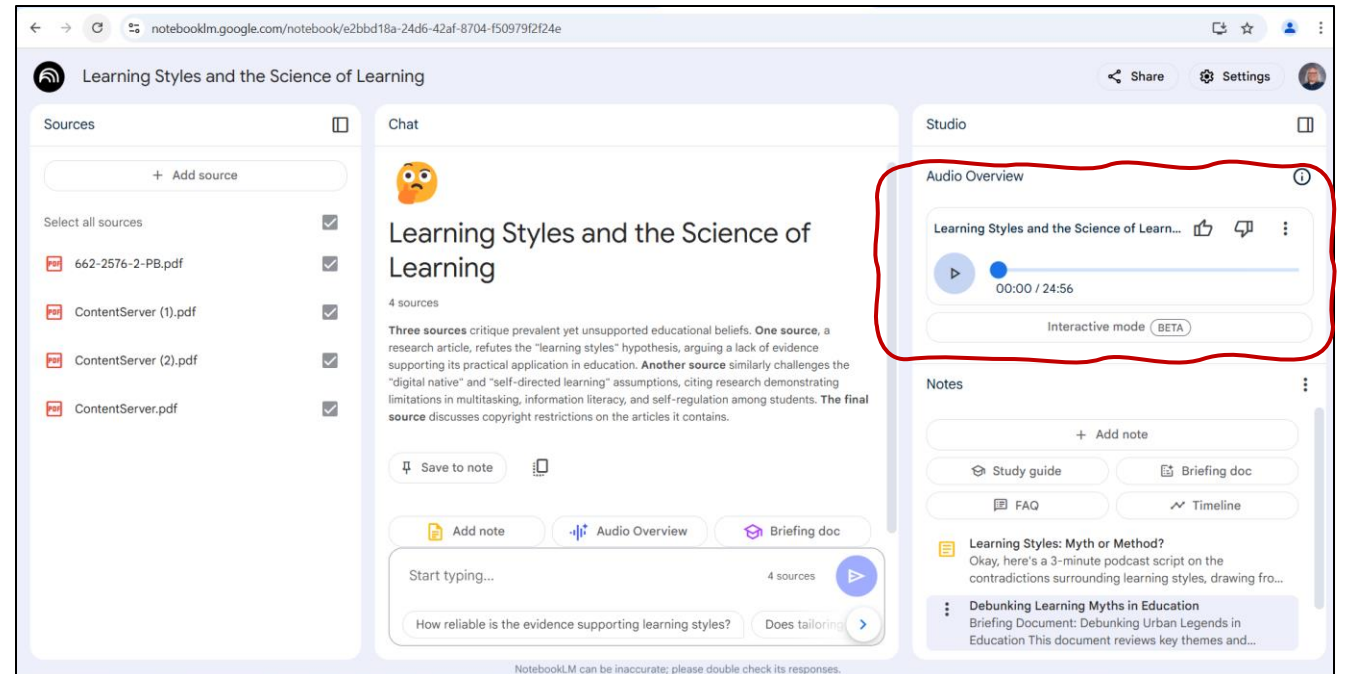
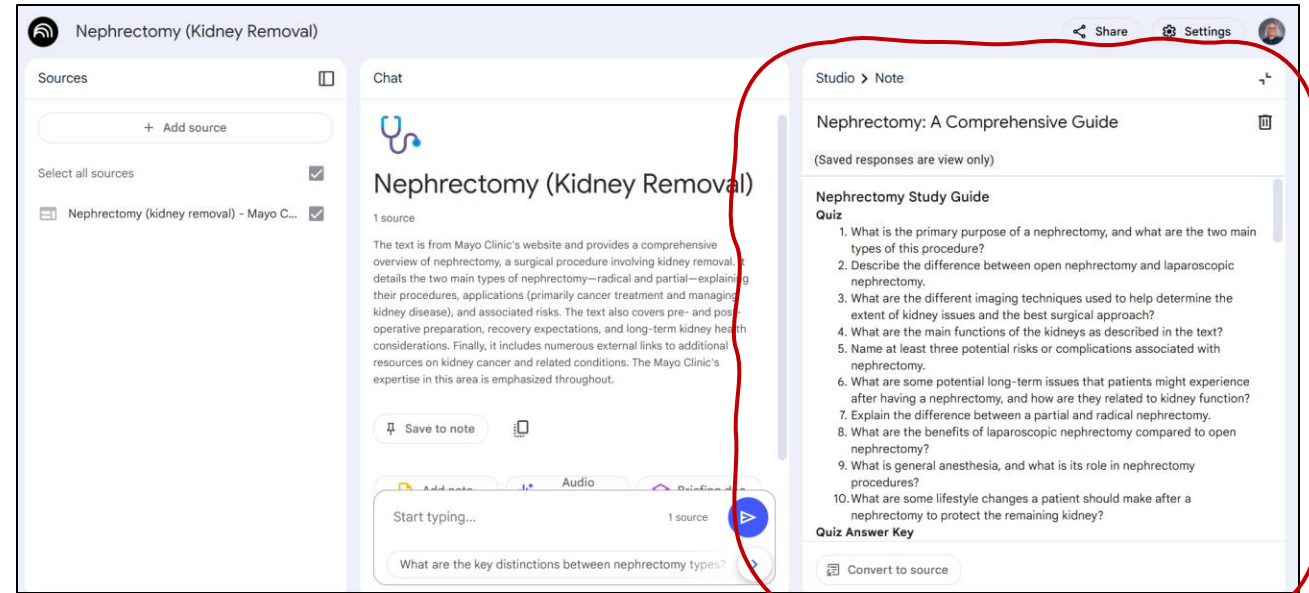
- Diversify how folks perceive content
- Prereading
- Testing to learn

How We Do It

- Notebook LM

<https://notebooklm.google.com/>

- Digital Deep Dives
- Hallucinations



3: Customizing Tools

- Prompt engineering
- Custom chatbots

How We Do It

<https://www.playlab.ai/>

- “Report on a 15-minute conversation with John Dewey.”
- Send me your email
- Find these folks:



A screenshot of a web browser displaying the 'Your EdTech Oracle' application. The browser's address bar shows the URL 'playlab.ai/project/cm34f3i3d005ktmjoni58xx0'. The page header includes a back arrow, a logo, the title 'Your EdTech Oracle', and buttons for 'Share', 'Edit', and 'Remix'. The main content area features a white card with the title 'Your EdTech Oracle' and a description: 'A chatbot based on open education resources (OER) designed to help those who work in school IT learn and solve problems. This is still under development! Please reach to Gary Ackerman (ackermang@gcc.mass.edu) with feedback.' Below the text are two input fields: 'Please add your name' and 'What IT role do you play'. A blue 'Start' button is positioned below the input fields. At the bottom of the card, a disclaimer reads: 'The creators of this app can review your usage, never share personal information. AI is not intended to give professional, legal, medical or financial advice.'

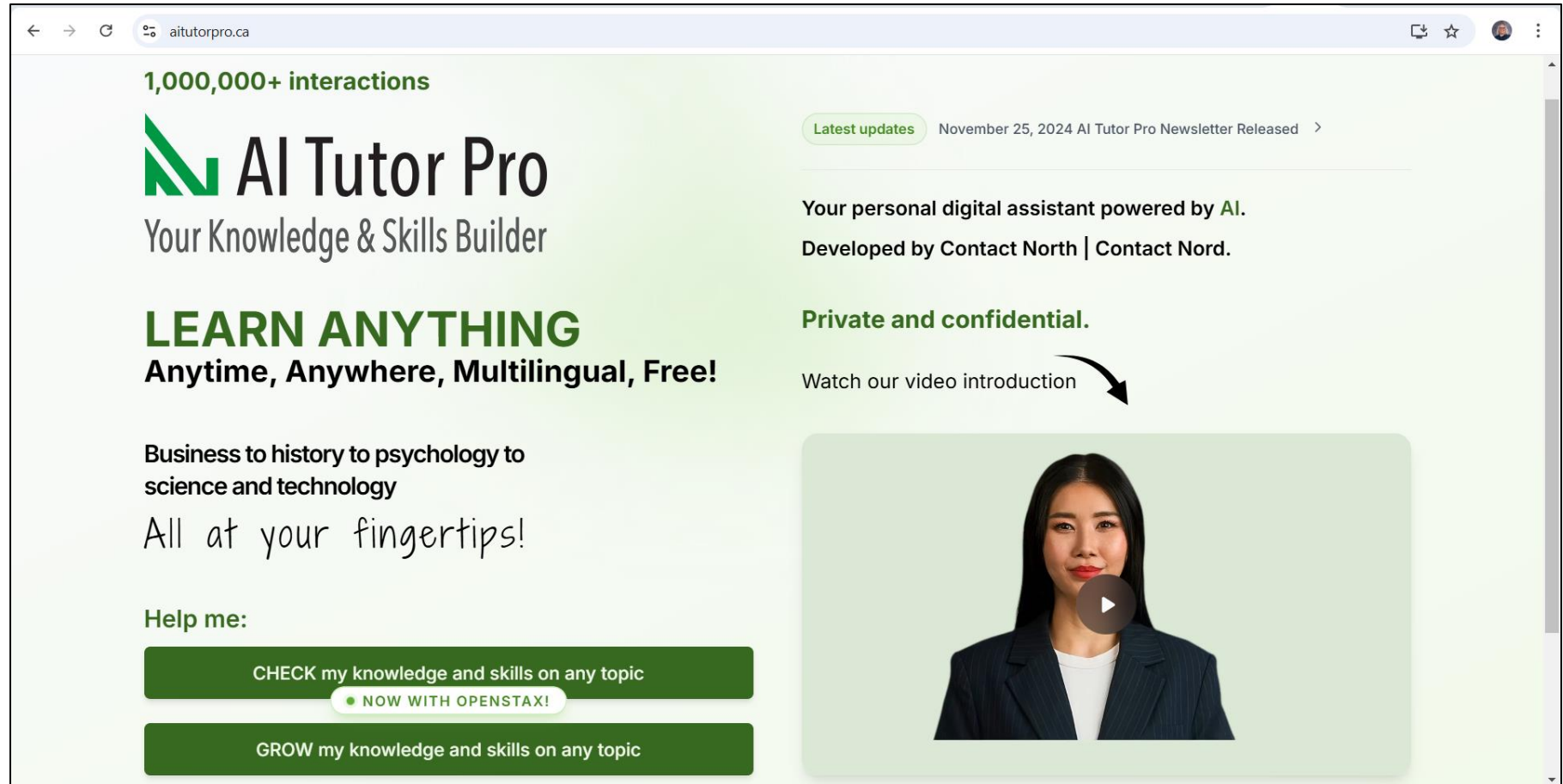
4: Improving Efficiency

- “Just in time” instruction

How We Do It—Students

<https://www.aitutorpro.ca/>

- AI Tutor Pro
- Check
- Grow



The screenshot shows the homepage of AI Tutor Pro. At the top left, it displays '1,000,000+ interactions' and the AI Tutor Pro logo with the tagline 'Your Knowledge & Skills Builder'. Below this, it says 'LEARN ANYTHING Anytime, Anywhere, Multilingual, Free!'. A section titled 'Business to history to psychology to science and technology All at your fingertips!' is followed by 'Help me:' and two buttons: 'CHECK my knowledge and skills on any topic' (with a sub-button 'NOW WITH OPENSTAX!') and 'GROW my knowledge and skills on any topic'. On the right side, there's a 'Latest updates' section with a link to 'November 25, 2024 AI Tutor Pro Newsletter Released'. Below that, it says 'Your personal digital assistant powered by AI. Developed by Contact North | Contact Nord.' and 'Private and confidential.' with a link to 'Watch our video introduction' pointing to a video player featuring a woman.

How We Do It—Faculty

<https://www.aiteachingassistantpro.ca/>

- AI Teaching Assistant Pro
- Syllabus creator
- Questions

The screenshot shows the homepage of the AI Teaching Assistant Pro website. The browser address bar displays "aiteachingassistantpro.ca". The main heading is "AI Teaching Assistant Pro" with the tagline "Reduce Your Workload – Enhance Your Teaching". Below this, it states "Free, private, and confidential." and lists three key features: "Your personal teaching and instructional design assistant to help you with any topic or subject.", "Easily draft multiple-choice tests and exams with AI-powered efficiency!", and "Generate ideas for course descriptions, outcomes, and syllabi with a few clicks!". A section titled "Choose what you would like to do..." offers several options: "Multiple-Choice Questions", "Essay Questions + Scoring Rubric", "Syllabus + teaching notes/slides", "Slide Builder", "Faculty Assistant" (marked as NEW), and "Learning Shorts" (marked as NEW). A note indicates "FREE CHATGPT ACCOUNT REQUIRED" for the Slide Builder option. On the right side, there is a video introduction section with the text "Your personal digital assistant powered by AI. Developed by Contact North | Contact Nord." and a video player showing a woman's face.

Find the slides...

hackscience.education

Teaching. Learning. Technology

HOME

ABOUT GARY

PROFESSIONAL PRESENTATIONS

WRITING AND RESEARCH

GARY'S BLOG

GET GARY'S BOOKS



This is the latest web site developed and maintained by Dr. Gary L. Ackerman, an instructional technology and online learning professional who “says stuff, sometimes into microphones, and types on keyboards.” Currently, Gary is living and working in New England.

He is serving as the director of teaching and learning at a Massachusetts community college and developing programs that include active learning for community college and work-based learning.

NEERO 2025: Teaching in an Age of AI

NELMS 2025: (Some) AI is Your Friend

